

Double-normal pairs in the plane and on the sphere

János Pach*

EPFL Lausanne and
Rényi Institute, Budapest
pach@cims.nyu.edu

Konrad J. Swanepoel
Department of Mathematics,
London School of Economics and Political Science,
Houghton Street, London WC2A 2AE, United Kingdom
k.swanepoel@lse.ac.uk

Abstract

A *double-normal pair* of a finite set S of points from Euclidean space is a pair of points $\{\mathbf{p}, \mathbf{q}\}$ from S such that S lies in the closed strip bounded by the hyperplanes through \mathbf{p} and \mathbf{q} that are perpendicular to \mathbf{pq} . A double-normal pair \mathbf{pq} is *strict* if $S \setminus \{\mathbf{p}, \mathbf{q}\}$ lies in the open strip. We answer a question of Martini and Soltan (2006) by showing that a set of $n \geq 3$ points in the plane has at most $3\lfloor n/2 \rfloor$ double-normal pairs. This bound is sharp for each $n \geq 3$.

In a companion paper, we have asymptotically determined this maximum for points in \mathbb{R}^3 . Here we show that if the set lies on some 2-sphere, it has at most $17n/4 - 6$ double-normal pairs. This bound is attained for infinitely many values of n .

We also establish tight bounds for the maximum number of strict double-normal pairs in a set of n points in the plane and on the sphere.

1 Introduction

Let V be a set of n points in Euclidean space. A *double-normal pair* of V is a pair of points $\{\mathbf{p}, \mathbf{q}\}$ in V such that V lies in the closed strip bounded by the hyperplanes $H_{\mathbf{p}}$ and $H_{\mathbf{q}}$ through \mathbf{p} and \mathbf{q} , respectively, that are perpendicular to \mathbf{pq} . A double-normal pair \mathbf{pq} is *strict* if $V \setminus \{\mathbf{p}, \mathbf{q}\}$ is disjoint from $H_{\mathbf{p}}$ and $H_{\mathbf{q}}$. Define the *double-normal graph* of V as the graph on the vertex set V

*Research partially supported by Swiss National Science Foundation Grants 200021-137574 and 200020-144531, by Hungarian Science Foundation Grant OTKA NN 102029 under the EuroGIGA programs ComPoSe and GraDR, and by NSF grant CCF-08-30272.

in which two vertices p and q are joined by an edge if and only if $\{p, q\}$ is a double-normal pair. The number of edges of this graph, that is, the number of double-normal pairs induced by V , is denoted by $N(V)$.

We define the *strict double-normal graph* of V analogously and denote its number of edges by $N'(V)$.

Martini and Soltan [11, Problems 3 and 4] initiated the investigation of the maximum number of double-normal pairs and strict double-normal pairs of a set of n points in \mathbb{R}^d . Define

$$N_d(n) := \max_{\substack{V \subset \mathbb{R}^d \\ |V|=n}} N(V)$$

and

$$N'_d(n) := \max_{\substack{V \subset \mathbb{R}^d \\ |V|=n}} N'(V).$$

Clearly, we have $N(V) \geq N'(V)$, hence, $N_d(n) \geq N'_d(n)$.

A lower bound to $N'_d(n)$ is provided by the maximum number of diameter pairs that can occur in a set of n points. A *diameter pair* of S is a pair of points $\{p, q\}$ in S such that $|pq| = \text{diam}(S)$. Let $M_d(n)$ denote the maximum number of diameter pairs of a set of n points in \mathbb{R}^d . Since a diameter pair of S is also a strict double-normal pair of S , $M_d(n) \leq N'_d(n)$. It is well-known that $M_2(n) = n$ for $n \geq 3$ [2] and $M_3(n) = 2n - 2$ for $n \geq 4$ [6, 7, 16], thus giving $N_2(n) \geq N'_2(n) \geq n$ and $N_3(n) \geq N'_3(n) \geq 2n - 2$.

Since any two strict double-normal pairs without common endpoints in the plane have to cross, it follows from the same well-known proof due to Perles that gives $M_2(n) \leq n$ [14, Theorem 9], that a set of n points in the plane has at most n strict double-normal pairs, that is, $N'_2(n) \leq n$. Thus, the exact value $N'_2(n) = n$ for $n \geq 3$ follows from the above results. Our next theorem states that $N_2(n) = 3\lfloor n/2 \rfloor$.

Theorem 1. *Given a finite set V of at least 3 points in the plane, the number of double-normal pairs in V satisfies*

$$N(V) \leq 3 \left\lfloor \frac{|V|}{2} \right\rfloor.$$

This bound can be attained for all $|V| \geq 3$. If $|V|$ is even and $N(V) = 3|V|/2$, then V lies on a circle and is symmetric with respect to the centre of the circle.

For even values of $n = |V|$, the sharpness of the bound in Theorem 1 is shown by the vertex set of a regular n -gon (Fig. 1). To obtain an extremal example with an odd number of points, simply add any other point in the interior or on the boundary of the n -gon. For odd n , there are other, combinatorially distinct, examples, such as the one in Fig. 2.

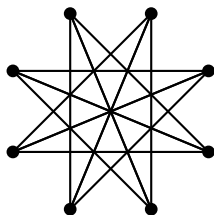


Figure 1: 12 double-normal pairs among the vertices of a regular octagon

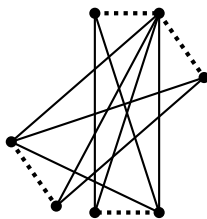


Figure 2: 7 points with 9 double-normal pairs

Note that, for even values of n , Theorem 1 can also be deduced from a result of Grünbaum [5] (see [13] for a proof), using Lemma 5(ii) below. For odd n , the same argument gives only the weaker bound $N(V) \leq 3 \lfloor \frac{|V|}{2} \rfloor + 1$.

In [15], we showed that the bounds in spaces of dimension 3 and higher are quadratic, in particular,

$$\lim_{n \rightarrow \infty} \frac{N_3(n)}{n^2} = \lim_{n \rightarrow \infty} \frac{N'_3(n)}{n^2} = \frac{1}{4}.$$

However, if we restrict a finite subset V of n points in \mathbb{R}^3 to be on the 2-sphere, then $N(V)$ grows at most linearly in $|V|$.

First, note that for any $n \geq 4$ except $n = 5$, there exist n points on a 2-sphere with $2n - 2$ diameter pairs. This matches the maximum number of diameter pairs in \mathbb{R}^3 [17, Lemma 7(e)]. Since diameter pairs are strict double-normal pairs, it follows that there exist n points on the 2-sphere with at least $2n - 2$ strict double-normal pairs. This cannot be improved.

Theorem 2. *Given a finite set V of at least 4 points on a 2-sphere, the number of strict double-normal pairs in V (as a subset of \mathbb{R}^3) satisfies*

$$N(V) \leq 2|V| - 2.$$

This bound is sharp for each $|V| \geq 4$.

What happens if we wish to bound the number of not necessarily strict double-normals? The vertex set of the cube in \mathbb{R}^3 shows that $N_3(n) = \binom{n}{2}$ for $n \leq 8$. However, our next theorem shows that even in this case there is a linear upper bound on the number of double-normals.

Theorem 3. *Given a finite set V of at least 8 points on a 2-sphere, the number of double-normal pairs in V (as a subset of \mathbb{R}^3) satisfies*

$$N(V) \leq \frac{17}{4} |V| - 6.$$

If equality holds, then V is symmetric around the centre of the sphere, and the faces of the convex hull of V are rectangles and acute triangles, with each vertex belonging to exactly 3 rectangular faces.

Conversely, for any finite subset V of the 2-sphere symmetric around the centre of the 2-sphere, such that the faces of its convex hull are rectangles and triangles, with each vertex belonging to exactly 3 rectangles, we have $N(V) = \frac{17}{4} |V| - 6$.

The vertex sets of the cube and the vertex set of the small rhombicuboctahedron are two examples where $N(V) = \frac{17}{4} |V| - 6$ (with $|V| = 8$ and $|V| = 24$, respectively). We asymptotically match this upper bound up to an error of $O(\sqrt{|V|})$.

Theorem 4. *For each n , there exists a set of n points on the 2-sphere with at least $\frac{17}{4}n - O(\sqrt{n})$ double-normal pairs as $n \rightarrow \infty$.*

For infinitely many values of n , there exist sets of n points on the 2-sphere with exactly $\frac{17n}{4} - 6$ double-normal pairs.

The paper is structured as follows. In the next section, we present the proof of Theorem 1. In Section 3, we introduce certain variants of Gabriel graphs for points on the 2-sphere and study them using Euler's formula and the Delaunay tiling of these points. We apply these results to prove Theorem 2 in Section 4, Theorem 3 in Section 5, and Theorem 4 in Section 6.

2 Proof of Theorem 1

This proof is based on Perles' proof that in a geometric graph where any two non-adjacent edges cross, the number of edges is at most the number of vertices [14, Theorem 9].

Let V be a set of n points in the plane. We draw its double-normal graph by joining each double-normal pair with a straight-line segment. In the sequel, if it leads to no confusion, these segments will also be referred to as "edges". (Note that the resulting drawing is not necessarily a "geometric graph" in the sense the term is usually used in the literature [4, Chapter 10], because it may have a vertex which lies in the relative interior of an edge.) The following properties of this drawing are easily verified:

Lemma 5.

- (i) *Two edges cannot lie on the same line. In particular, two edges can intersect in at most one point.*

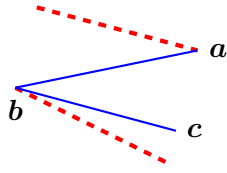


Figure 3: Blue edges must be disjoint. (In this and subsequent figures, red edges are drawn dashed and blue lines solid.)

- (ii) If $\mathbf{x} \in V$ lies in the relative interior of an edge $\mathbf{yz} \in E$, then \mathbf{x} is joined to at most one vertex $\mathbf{v} \in V$, and then \mathbf{xv} must be perpendicular to \mathbf{yz} .
- (iii) Any two disjoint edges are opposite edges of some rectangle.
- (iv) No vertex lies in the convex hull of its neighbours.
- (v) All non-isolated vertices are vertices of the convex hull of V .

We define the edge \mathbf{xy} to be a *rightmost edge* at the vertex \mathbf{x} if the half-plane bounded by the line \mathbf{xy} which lies on the right-hand side of the vector $\overrightarrow{\mathbf{xy}}$ contains no point of S in its interior. Colour the (unique) rightmost edge of each non-isolated vertex *red*. By Lemma 5(iv), each such vertex has a rightmost edge. This gives at most n red edges. Colour all the remaining edges *blue*. We next show

Lemma 6. *The blue edges form a matching.*

Proof. Suppose to the contrary that two blue edges have a common endpoint \mathbf{b} . We label the other endpoints \mathbf{a} and \mathbf{c} so that \mathbf{a} lies on the left-hand side of the vector $\overrightarrow{\mathbf{bc}}$ (Fig. 3). The rightmost edge at \mathbf{a} does not intersect \mathbf{bc} , so forms a rectangle together with \mathbf{bc} , by Lemma 5(iii). The rightmost edge at \mathbf{b} will also be disjoint from the rightmost edge at \mathbf{a} . By Lemma 5(iii), they also form a rectangle. However, then the rightmost edge at \mathbf{b} coincides with \mathbf{bc} , contradicting Lemma 5(i). \square

Denoting the set of red edges by R and the set of blue edges by B , we now already have

$$(1) \quad |E| = |R| + |B| \leq n + \frac{n}{2},$$

which is the required inequality when n is even.

In the case where n is odd, we only obtain $|E| \leq 3\lfloor n/2 \rfloor + 1$. To finish the odd case, we have to analyze the graph G further. Along the way, we characterize equality in (1) for even n . We say that two edges *cross* if they share interior points.

Lemma 7. *Any two blue edges cross.*

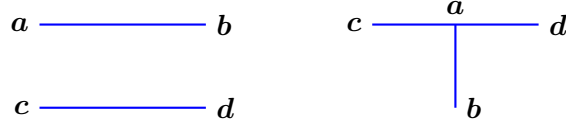


Figure 4: Two blue edges cannot be disjoint, nor can the endpoint of one lie in the interior of the other.

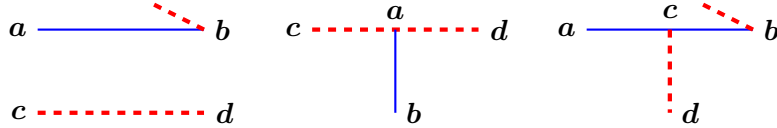


Figure 5: A blue edge and a red edge cannot be disjoint, nor can the endpoint of one lie in the interior of the other.

Proof. Suppose to the contrary that the blue edges ab and cd do not cross. By Lemma 6, they do not share an endpoint. Then either the segments ab and cd are disjoint, or one of the segments, say ab , has an endpoint, say a , in the interior of the other segment cd (Fig. 4). In the first case, the red edge at b will be disjoint from cd , hence will form a rectangle with cd . Since ab also forms a rectangle with cd , we obtain a contradiction.

In the second case, by Lemma 5(ii), a has degree 1, so ab is a red edge, which is a contradiction. \square

Lemma 8. *If a blue edge and a red edge do not have a common endpoint, then they cross.*

Proof. Otherwise, one of the three cases depicted in Fig. 5 will occur, where ab is blue and cd is red, say. In each case we arrive at a contradiction, as in the proof of Lemma 7. (In the last case, the red edge at b would have to form a rectangle with cd , by Lemma 5(iii), which is impossible.) \square

We now characterize the case of equality when n is even. Assume n is even and $|E| = n + n/2$. To be consistent with (1), there must be exactly n red edges and $n/2$ blue edges. In particular, no red edge is a rightmost edge of both of its endpoints, and no vertex is isolated.

Since the $n/2$ blue edges are pairwise crossing (Lemma 7), the vertices have a natural cyclic order p_1, p_2, \dots, p_n such that the blue edges are $p_i p_{i+n/2}$ ($i = 1, \dots, n/2$); see Fig. 6.

Let $i \in \{1, \dots, n\}$. Since the red edge at p_i is not disjoint from the blue edge $p_{i-1} p_{i-1+n/2}$ (Lemma 8), it has to be the edge $p_i p_{i-1+n/2}$ (with subscripts taken modulo n). This determines all the red edges.

The red edges $p_i p_{i-1+n/2}$ and $p_{i-1} p_{i+n/2}$ are disjoint, so by Lemma 5(iii), they form a rectangle with diagonals the blue edges $p_i p_{i+n/2}$ and $p_{i-1} p_{i-1+n/2}$.

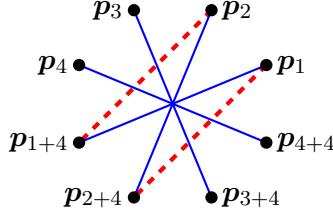


Figure 6: Equality in the even case ($n = 8$)

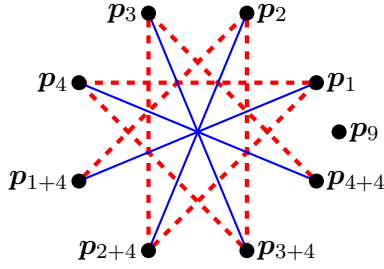


Figure 7: Further analysis of the odd case ($n = 9$)

It follows that the blue edges all have the same midpoint and equal length. Therefore, the points $\mathbf{p}_1, \dots, \mathbf{p}_n$ lie on a circle and are symmetric with respect to the centre of this circle.

Conversely, it is easy to see that any set of n points on a circle, symmetric with respect to the centre of the circle, has $n + n/2$ double-normal pairs.

Suppose next that n is odd and that

$$|E| = 3\lfloor n/2 \rfloor + 1 = n + \frac{n-1}{2}.$$

We aim for a contradiction, which will finish the proof of Theorem 1.

To be consistent with (1), there must be exactly n red edges and $(n-1)/2$ blue edges. Thus, no red edge is the rightmost edge of both its endpoints, and by Lemma 7, the blue edges form a pairwise crossing matching.

By Lemma 5(v), there is a natural clockwise ordering $\mathbf{p}_1, \dots, \mathbf{p}_n$ of the points, which we choose in such a way that the blue edges are $\mathbf{p}_i\mathbf{p}_{i+(n-1)/2}$ ($i = 1, \dots, (n-1)/2$), and with \mathbf{p}_n not incident to any blue edge (Fig. 7).

The rightmost edge of \mathbf{p}_1 has to be $\mathbf{p}_1\mathbf{p}_{(n-1)/2}$, otherwise it would be disjoint from the blue edge $\mathbf{p}_{(n-1)/2}\mathbf{p}_{n-1}$, contradicting Lemma 8. Similarly, for each $i = 1, \dots, (n-1)/2$, the rightmost edge of \mathbf{p}_i is $\mathbf{p}_i\mathbf{p}_{i-1+(n-1)/2}$, and for each $i = (n+3)/2, \dots, n-1$, the rightmost edge of \mathbf{p}_i is $\mathbf{p}_i\mathbf{p}_{i-(n+1)/2}$.

There are two points for which we cannot determine the rightmost edges in this way: The rightmost edge of $\mathbf{p}_{(n+1)/2}$ could be either $\mathbf{p}_{(n+1)/2}\mathbf{p}_{n-1}$ or $\mathbf{p}_{(n+1)/2}\mathbf{p}_n$, and the rightmost edge of \mathbf{p}_n could be either $\mathbf{p}_n\mathbf{p}_{(n-1)/2}$ or $\mathbf{p}_n\mathbf{p}_{(n+1)/2}$.

For each $i = 1, \dots, (n-3)/2$, the red edges $\mathbf{p}_i\mathbf{p}_{i+(n+1)/2}$ and $\mathbf{p}_{i+1}\mathbf{p}_{i+(n-1)/2}$ are disjoint. By Lemma 5(iii), they form a rectangle with diagonals the blue edges $\mathbf{p}_i\mathbf{p}_{i+(n-1)/2}$ and $\mathbf{p}_{i+1}\mathbf{p}_{i+(n+1)/2}$. Thus, the blue edges all have the same midpoint and equal length. It follows that $\mathbf{p}_1\mathbf{p}_{(n-1)/2}\mathbf{p}_{(n+1)/2}\mathbf{p}_{n-1}$ also forms a rectangle. Since the rightmost edge of $\mathbf{p}_{(n+1)/2}$ is disjoint from $\mathbf{p}_1\mathbf{p}_{(n-1)/2}$, hence is parallel to $\mathbf{p}_1\mathbf{p}_{(n-1)/2}$ (again Lemma 5(iii)), it must be $\mathbf{p}_{(n+1)/2}\mathbf{p}_{n-1}$. However, it now follows that the rightmost edge at \mathbf{p}_n can neither be $\mathbf{p}_n\mathbf{p}_{(n+1)/2}$, since it would then have to be parallel to $\mathbf{p}_1\mathbf{p}_{(n-1)/2}$, nor can it be $\mathbf{p}_n\mathbf{p}_{(n-1)/2}$, since it would then have to be parallel to $\mathbf{p}_{(n+1)/2}\mathbf{p}_{n-1}$. This contradiction shows that the inequality in (1) must be strict, and it follows that $|E| \leq 3\lfloor n/2 \rfloor$ when n is odd. This completes the proof of Theorem 1.

3 Gabriel graphs and Delaunay tilings on the sphere

In this section, we introduce strict and weak Gabriel graphs of sets of points on a 2-sphere. Strict Gabriel graphs can be considered to be the spherical analogue of the standard Gabriel graphs [3, 12]. They will be used to prove Theorem 2 on strict double-normals. Weak Gabriel graphs will be used to prove Theorems 3 and 4. In Theorem 11 below, we determine the maximum number of edges of weak Gabriel graphs, using a notion of Delaunay tilings for points on a 2-sphere.

Denote the unit sphere in \mathbb{R}^3 by \mathbb{S}^2 and its centre by \mathbf{o} . We call two points $\mathbf{x}, \mathbf{y} \in \mathbb{S}^2$ *antipodal* if $\mathbf{y} = -\mathbf{x}$.

Let V be a finite subset of \mathbb{S}^2 . In the *weak Gabriel graph* of V , two points \mathbf{a} and \mathbf{b} are joined by an edge if and only if they are not antipodal and if no point of V is contained in the interior of the minor spherical cap with diameter \mathbf{ab} . The *strict Gabriel graph* of V is defined similarly, except that we furthermore require that no point of V is on the boundary of the minor spherical cap with diameter \mathbf{ab} . Note that we do not join antipodal pairs in either graph.

We draw the strict and weak Gabriel graph of V on \mathbb{S}^2 by drawing the minor great-circular arc from \mathbf{a} to \mathbf{b} for each $\mathbf{ab} \in E$. As in the previous section, if there is no danger of confusion, we make no notational or terminological distinction between a strict or weak Gabriel graph and its drawing.

Lemma 9. *Two crossing arcs in the drawing of a weak Gabriel graph on \mathbb{S}^2 have the same length and the same midpoint, which is also the point where they cross.*

There are no crossings in the drawing of a strict Gabriel graph on \mathbb{S}^2 .

Proof. Let \mathbf{ab} and \mathbf{cd} be two arcs of the weak Gabriel graph intersecting in \mathbf{s} , say. Let the midpoint of the arc \mathbf{ab} be \mathbf{p} and the midpoint of \mathbf{cd} be \mathbf{q} . Without loss of generality, \mathbf{p} is on the arc \mathbf{sb} and \mathbf{q} is on the arc \mathbf{sd} .

Since d is not in the interior of the circle with diameter ab , we have the inequality $pd \geq pb$ between the spherical lengths of the arcs. This implies $\angle abd \geq \angle pbd$. Similarly, since $pd \geq pa$, we have $\angle dab \geq \angle pda$, and since $pc \geq pa$ and $pc \geq pb$, we also obtain $\angle bac \geq \angle pca$ and $\angle abc \geq \angle pcb$. It follows that in the spherical quadrilateral $abcd$, $\angle a + \angle b \geq \angle c + \angle d$. Using q instead of p , we similarly find that $\angle c + \angle d \geq \angle a + \angle b$. Therefore, all inequalities become equalities. It follows that $abcd$ is inscribed in a circle with centre $p = q = s$ and diameters ab and cd . This implies the first statement of the lemma, and also that ab and cd cannot belong to the strict Gabriel graph, which gives the second statement. \square

We next introduce the Delaunay tiling of a finite set of points on \mathbb{S}^2 , which is needed in the description of weak Gabriel graphs with a maximum number of edges. We first define a *spherical polygon* to be the intersection of finitely many non-opposite closed hemispheres of \mathbb{S}^2 , such that the intersection has non-empty interior and does not contain antipodal pairs of points. The boundary of a spherical polygon consists of k vertices and k minor great-circular arcs, for some $k \geq 3$. Given a finite subset V of \mathbb{S}^2 , form its convex hull $P := \text{conv } V$ in \mathbb{R}^3 . A point $p \in P$ is an *outside point* of P if P is disjoint from the open ray $\{\lambda p : \lambda > 1\}$. All vertices of P are outside points of P , and all outside points of P are boundary points of P . An edge or face of P is called *outside* if all of its points are outside points. The *Delaunay tiling* of P is defined to consist of the vertices V of P and the central projections of the outside edges and faces of P from \mathbf{o} to \mathbb{S}^2 . The *edges* of the Delaunay tiling of P are the minor great-circular arcs that are the projections of the outside edges of P , and the *faces* of the Delaunay tiling are the projections of the outside faces of P . Thus, the Delaunay tiling is a tiling

- (a) of the whole \mathbb{S}^2 if \mathbf{o} is in the interior of P ,
- (b) of a hemisphere of \mathbb{S}^2 if \mathbf{o} is in the relative interior of a face of P ,
- (c) of the intersection of two hemispheres of \mathbb{S}^2 if \mathbf{o} is in the relative interior of an edge of P ,
- (d) and finally, of the smallest spherical polygon that contains V if $\mathbf{o} \notin P$.

Lemma 10. *No edge of the weak Gabriel graph of V crosses an edge of the Delaunay tiling of V .*

Proof. Consider an edge ab of the weak Gabriel graph G of V . Note that the plane that passes through the boundary of the minor spherical cap with diameter ab , supports P . It follows that each edge of G is contained in some face of the Delaunay tiling D of V . \square

The main result of this section is the following upper bound for the number of edges of a weak Gabriel graph, together with a characterization of equality.

Theorem 11. *The weak Gabriel graph G of a finite set V of at least 2 points on \mathbb{S}^2 has at most $\frac{15}{4}|V| - 6$ edges. If equality occurs, then the interior of the convex hull of V contains the origin \mathbf{o} , and each face of the Delaunay tiling of V is either an acute spherical triangle or an equiangular spherical quadrilateral, each vertex is incident to exactly 3 spherical quadrilaterals, and the edges of G are the edges of the Delaunay tiling together with the diagonals of the spherical quadrilaterals.*

Conversely, if a finite subset V of \mathbb{S}^2 is given such that \mathbf{o} is in the interior of its convex hull, and such that the faces of its convex hull are rectangles and triangles, with 3 rectangles at each vertex, then the weak Gabriel graph of V has exactly $\frac{15}{4}|V| - 6$ vertices.

Proof. Define a relation \sim on the set E of edges of G by setting $e_1 \sim e_2$ if $e_1 = e_2$ or e_1 crosses e_2 . By Lemma 9, \sim is an equivalence relation on E , where each equivalence class is composed of edges drawn as congruent arcs with a common midpoint. Note that although crossings of arcs may occur, by the definition of a weak Gabriel graph, no point in V can be in the relative interior of an arc.

Without loss of generality, $|E| \geq 2$. Consider an equivalence class of at least two pairwise crossing arcs. There is a unique spherical polygon such that its vertices are exactly the endpoints of the crossing arcs, with each arc a diagonal. We call this spherical polygon a *crossing polygon*.

Lemma 12. *If two crossing polygons intersect, then they intersect in either a single vertex or in a common edge.*

Proof. Denote the two intersecting crossing polygons by P_1 and P_2 . Let C_i be the circumcircle of P_i ($i = 1, 2$). The claim is obvious if C_1 and C_2 touch in a single point. Thus we may assume that C_1 and C_2 intersect in two points \mathbf{p} and \mathbf{q} , say. By the definition of the weak Gabriel graph G , no point of V is in the interior of either C_1 or C_2 . Thus, the vertices of P_i all lie on the major arc of C_i from \mathbf{p} to \mathbf{q} ($i = 1, 2$). If neither \mathbf{p} nor \mathbf{q} is a common vertex of P_1 and P_2 , then P_1 and P_2 are disjoint, a contradiction. Therefore, P_1 and P_2 either have one vertex (\mathbf{p} or \mathbf{q}) in common and no other point, or have both vertices \mathbf{p} and \mathbf{q} in common, and then they have an edge in common. \square

We now modify the weak Gabriel graph G to form a new graph $G' = (V, E')$ on the same vertex set, drawn on \mathbb{S}^2 as follows. For each equivalence class of at least two pairwise crossing arcs, remove the crossing arcs, and add the edges of the associated crossing polygon if they are not already in G (Figure 8). By Lemma 12, no edge of a crossing polygon can also be an edge of G that crosses some other edge of G , and therefore, G' is unambiguously defined. Also, since $|E| \geq 2$, it follows that $|E'| \geq 2$ (either no new edges are added, or there is a crossing polygon with at least 4 edges and then $|E'| \geq 4$).

Lemma 13. *No edge of G' contains a vertex in its relative interior.*

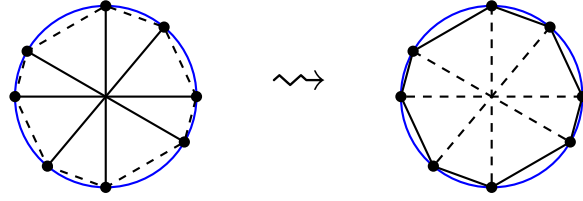


Figure 8: Creating G' from the weak Gabriel graph G

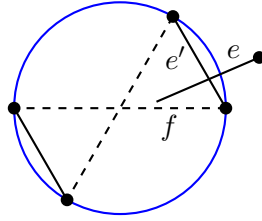


Figure 9: G' has no crossings

Proof. As mentioned before, no edge of G contains a vertex in its relative interior. Moreover, if a newly added edge e' passed through some $\mathbf{p} \in V$, then the spherical cap circumscribing the crossing polygon to which e' belongs would contain \mathbf{p} , which would contradict the defining property of the weak Gabriel graph G . \square

Lemma 14. G' is drawn without crossings.

Proof. By construction we have eliminated crossings between edges of G . Suppose that a newly added edge $e' \in E' \setminus E$ crosses an edge $e \in E \cap E'$ of G' that was already in G . Since no vertex lies inside the crossing polygon of which e' is an edge, e has to cross the whole crossing polygon, and in particular, one of its diagonals f , say (Figure 9). By Lemma 9, e and f cross at their common centre and they have the same length. It follows that e is also a diagonal of the crossing polygon, which contradicts that $e \in E'$. Finally, two newly added edges $e', f' \in E' \setminus E$ cannot cross by Lemma 12. \square

Lemmas 13 and 14 together show that G' is embedded in \mathbb{S}^2 . As usual, we define the *faces* of G' to be the connected components of the complement in \mathbb{S}^2 of the drawing of G' . We define the number of edges *bounding* a face F as the number of arcs belonging to the boundary of F , with the convention that an arc is counted twice if F is on both sides of it. Let f_i denote the number of faces of G' bounded by i edges. Since $|E'| \geq 2$, $f_0 = f_1 = f_2 = 0$. (Note that antipodal pairs are not joined in G' .) Then the following well-known inequality holds:

$$(2) \quad |E'| \leq 3|V| - 6 - f_4 - 2f_5 - 3f_6 - \dots$$

Indeed, counting incident vertex–edge pairs in two ways gives

$$(3) \quad 2|E'| = 3f_3 + 4f_4 + 5f_5 + \cdots,$$

and if we denote the number of connected components of G' by c' , then by Euler's formula,

$$(4) \quad |V| - |E'| + f_3 + f_4 + \cdots = 1 + c' \geq 2.$$

Now add $3 \times (4)$ to (3) to obtain (2).

Let g_i denote the number of crossing polygons with i edges. Then $g_i = 0$ unless i is even and $i \geq 4$. Also,

$$(5) \quad g_i \leq f_i \quad \text{for all } i.$$

Each angle of a crossing polygon is obtuse. Therefore, each vertex is incident to at most three crossing polygons. Counting incident vertex–crossing polygon pairs in two ways, we obtain:

$$4g_4 + 6g_6 + \cdots \leq 3|V|,$$

hence

$$(6) \quad g_4 \leq \frac{3}{4}|V|.$$

For each crossing polygon with i edges, at most $i/2$ edges were removed from G . Therefore, the number of original edges in G is at most

$$\begin{aligned} |E| &\leq |E'| + 2g_4 + 3g_6 + \cdots \\ &\stackrel{(2)}{\leq} 3|V| - 6 - f_4 - 2f_5 - 3f_6 - \cdots + 2g_4 + 3g_6 + 4g_8 + \cdots \\ &\stackrel{(5)}{\leq} 3|V| - 6 + g_4 \\ &\stackrel{(6)}{\leq} 3|V| - 6 + \frac{3}{4}|V|, \end{aligned}$$

which proves the first part of the theorem. Equality implies that $g_6 = g_8 = g_{10} = \cdots = 0$, $f_5 = f_6 = f_7 = \cdots = 0$, $f_4 = g_4 = 3|V|/4$ and $c' = 1$. That is, the only crossing polygons in G' are spherical quadrilaterals, each quadrilateral face of G' is a crossing polygon and is therefore equiangular, the edges of the crossing polygons were already in G , the only faces of G' are spherical triangles and spherical quadrilaterals, each vertex is incident to exactly three spherical quadrilaterals, and G' is connected.

It follows that the angles of the spherical triangles are all acute, and in particular, the spherical triangles cannot contain an open hemisphere. It also follows that the angles of the spherical quadrilaterals must all be less than π , which means that no spherical quadrilateral contains an open

hemisphere. Therefore, \mathbf{o} is in the interior of $P := \text{conv } V$, and the central projections of the faces and edges of P from \mathbf{o} onto \mathbb{S}^2 form the Delaunay tiling of V . Consider a spherical quadrilateral face \mathbf{abcd} of G' . Since the edges $\mathbf{ab}, \mathbf{bc}, \mathbf{cd}, \mathbf{da} \in E$, the circles with these edges as diameters do not contain any vertex in their interiors. In particular, the circumcircle of \mathbf{abcd} does not pass through any point of V other than $\mathbf{a}, \mathbf{b}, \mathbf{c}, \mathbf{d}$. Since $\mathbf{a}, \mathbf{b}, \mathbf{c}, \mathbf{d}$ lie in a plane, it follows that $\text{conv } \{\mathbf{a}, \mathbf{b}, \mathbf{c}, \mathbf{d}\}$ is a rectangular face of P . Therefore, \mathbf{abcd} is a face of the Delaunay tiling.

Similarly, given a triangular face \mathbf{abc} of G' , the circles with diameters $\mathbf{ab}, \mathbf{bc}, \mathbf{ca}$ contain the circumcircle of \mathbf{abc} , and it follows that $\text{conv } \{\mathbf{a}, \mathbf{b}, \mathbf{c}\}$ is a triangular face of P .

It follows that G' is the graph of the Delaunay tiling of V . If we add the diagonals of each quadrilateral face, we obtain the original weak Gabriel graph G .

Suppose next $V \subset \mathbb{S}^2$ is given such that \mathbf{o} is in the interior of $P := \text{conv } V$, and such that the faces of P are rectangles and triangles, with each vertex belonging to three rectangles. Then the triangles are necessarily acute. Also, the faces of the Delaunay tiling are equiangular spherical quadrilaterals and acute spherical triangles. We have to show that the graph of the Delaunay tiling and the diagonals of the equiangular quadrilaterals together form the weak Gabriel graph of V .

By Lemma 10, for each edge \mathbf{ab} of the weak Gabriel graph G , the segment \mathbf{ab} is on the boundary of P , hence is either an edge of P or a diagonal of one of the rectangular faces. It follows that the arc \mathbf{ab} is either an edge of the Delaunay triangulation D or a diagonal of a quadrilateral face of D .

Conversely, we have to show that the edges of D and the diagonals of the quadrilateral faces of D are also edges of G . Consider first the diagonal \mathbf{ac} of a quadrilateral face \mathbf{abcd} of D . The circle C_1 with diameter \mathbf{ac} circumscribes \mathbf{abcd} . Since the plane through C_1 supports P in the rectangle \mathbf{abcd} , it follows that no other vertex of V lie inside or on C_1 , hence \mathbf{ac} is an edge of G .

Next, consider an edge \mathbf{ab} of D . We have to show that no other point of V lies inside the circle C_2 with diameter \mathbf{ab} . Let F be one of the two faces of D bounded by \mathbf{ab} . Since the vertices of F are not in the interior of C_2 , the circumcircle of F (which contains no points of V other than the vertices of F), contains the one semicircle of C_2 bounded by \mathbf{ab} . Similarly, the circumcircle of the other face bounded by \mathbf{ab} contains the other semicircle of C_2 . It follows that C_2 does not have any point of V in its interior.

We have shown that the edges of the weak Gabriel graph of V are exactly the edges of the Delaunay triangulation together with the diagonals of the quadrilateral faces. Similar to the calculation above, it now easily follows that the weak Gabriel graph of V has exactly $\frac{15}{4}|V| - 6$ edges. \square

4 Proof of Theorem 2

We next use strict Gabriel graphs to prove Theorem 2. The statement is trivial when $|V| = 4$, so we assume that $|V| > 4$ and that the theorem holds for sets of smaller size.

Suppose that V contains two antipodal points \mathbf{x} and \mathbf{y} (that is, $\mathbf{y} = -\mathbf{x}$). Then \mathbf{xy} is a strict double-normal pair. We claim that \mathbf{x} and \mathbf{y} have no other neighbours in the strict double-normal graph of V . Indeed, if \mathbf{xz} is another double-normal pair, say, then the plane through \mathbf{z} perpendicular to \mathbf{xz} contains \mathbf{y} , so \mathbf{xz} is not a strict double-normal pair. It follows that

$$N(V) = N(V \setminus \{\mathbf{x}, \mathbf{y}\}) + 1 \leq 2(|V| - 2) - 2 + 1 < 2|V| - 2.$$

Therefore, we may assume without loss of generality that V does not contain antipodal pairs of points. For any $\mathbf{x} \in \mathbb{S}^2$, write \mathbf{x}' for the antipodal point $-\mathbf{x}$ of \mathbf{x} on \mathbb{S}^2 , and let $V' := \{\mathbf{v}' : \mathbf{v} \in V\}$. By assumption, $V \cap V' = \emptyset$. Define a graph G on $V \cup V'$ with edge set

$$E := \{\mathbf{xy}' : \mathbf{x}, \mathbf{y} \in V, \mathbf{xy} \text{ is a strict double-normal pair in } V\}.$$

Draw the edges of G as minor great-circular arcs of \mathbb{S}^2 .

Lemma 15. *G is contained in the strict Gabriel graph of $V \cup V'$.*

Proof. For any strict double-normal pair \mathbf{xy} of V , since \mathbf{x} and \mathbf{y} are not antipodal, the planes through \mathbf{x} and \mathbf{y} perpendicular to the chord \mathbf{xy} , intersect \mathbb{S}^2 in the circles with diameters \mathbf{xy}' and $\mathbf{x}'\mathbf{y}$. Because \mathbf{xy} is a strict double-normal pair of V , no point of V or V' lies on or in the interior of the circular caps cut off by these planes. It follows that \mathbf{xy}' and $\mathbf{x}'\mathbf{y}$ are edges of the strict Gabriel graph of $V \cup V'$. \square

By Lemmas 9 and 15, G is planar. By construction, G is bipartite with classes V and V' . By a well-known consequence of Euler's formula, we obtain $|E| \leq 2(2|V|) - 4$. Since the graph G has two edges \mathbf{xy}' and $\mathbf{x}'\mathbf{y}$ for each strict double-normal pair of V , we obtain $2N(V) = |E| \leq 4|V| - 4$, and the first part of the theorem follows.

As mentioned before, for each $n \geq 4$, except $n = 5$, there exists a set of n points on the 2-sphere with $2n - 2$ diameters [17, Lemma 7(e)]. This shows that the inequality is sharp, except possibly for $n = 5$. However, it is not difficult to find 5 points on the sphere with 8 strict double-normal pairs. Indeed, let $\mathbf{p}_1, \mathbf{p}_2, \mathbf{p}_3$ be three equidistant points on some great circle C_1 of \mathbb{S}^2 . Let C_2 be the great circle that passes through \mathbf{p}_3 perpendicular to C_1 . Let \mathbf{p}_4 and \mathbf{p}_5 be points on C_2 close to \mathbf{p}_3 , with \mathbf{p}_3 between \mathbf{p}_4 and \mathbf{p}_5 . Then $\{\mathbf{p}_1, \dots, \mathbf{p}_5\}$ has 8 strict double-normal pairs (all pairs except $\mathbf{p}_3\mathbf{p}_4$ and $\mathbf{p}_3\mathbf{p}_5$). This finishes the proof of Theorem 2.

5 Proof of Theorem 3

As in the proof of Theorem 2, write \mathbf{x}' for the antipodal point $-\mathbf{x}$ of \mathbf{x} , and let $V' := \{\mathbf{v}' : \mathbf{v} \in V\}$. Define a graph G_1 on $V \cup V'$ with edge set

$$E_1 := \{\mathbf{xy}' : \mathbf{x}, \mathbf{y} \in V, \mathbf{x} \neq \mathbf{y}', \mathbf{xy} \text{ is a double-normal pair in } V\}.$$

Draw the edges of G_1 as minor great-circular arcs of \mathbb{S}^2 . Let $G_2 = (V \cap V', E_2)$ be the induced subgraph of G_1 on $V \cap V'$.

Lemma 16. *G_1 is contained in the weak Gabriel graph of $V \cup V'$, and G_2 is contained in the weak Gabriel graph of $V \cap V'$.*

Proof. The fact that G_1 is a subgraph of the weak Gabriel graph of $V \cup V'$ is shown in the same way as Lemma 15 in the proof of Theorem 2.

If \mathbf{xy} is an edge of G_2 , then $\mathbf{x}, \mathbf{y} \in V \cap V'$, and \mathbf{xy} is a double-normal pair of V . Therefore, both \mathbf{xy} and $\mathbf{x}'\mathbf{y}'$ are double-normal pairs of $V \cap V'$. As before, \mathbf{xy}' and $\mathbf{x}'\mathbf{y}$ are edges of the weak Gabriel graph of $V \cap V'$. \square

Lemma 17. $2N(V) = |E_1| + |E_2| + |V \cap V'|$.

Proof. Each double-normal pair \mathbf{xy} of V , where $\mathbf{x} \neq \mathbf{y}'$, is represented by two edges \mathbf{xy}' and $\mathbf{x}'\mathbf{y}$ of G_1 . If in addition $\mathbf{x}', \mathbf{y}' \in V$, then $\mathbf{x}'\mathbf{y}'$ is also a double-normal pair of V , but represented by the same two edges \mathbf{xy}' and $\mathbf{x}'\mathbf{y}$ of G_1 . However, then these two edges are in G_2 . If $\mathbf{x} = \mathbf{y}'$, then \mathbf{x} and \mathbf{y} are antipodal points and correspond to the two points $\mathbf{x}, \mathbf{y} \in V \cap V'$. \square

By Lemmas 16 and 17, and Theorem 11, we obtain the upper bound

$$\begin{aligned} 2N(V) &\leq \frac{15}{4} |V \cup V'| - 6 + \frac{15}{4} |V \cap V'| - 6 + |V \cap V'| \\ &= \frac{15}{2} |V| - 12 + |V \cap V'| \\ &\leq \frac{17}{2} |V| - 12, \end{aligned}$$

hence $N(V) \leq \frac{17}{4} |V| - 6$. Equality implies that $|V| = |V \cap V'|$ and that equality holds in Theorem 11. Thus, $V = V'$, and the faces of $\text{conv } V$ are rectangles and triangles, with exactly three rectangles at each vertex. This concludes the proof of Theorem 3.

6 Proof of Theorem 4

We start with a construction.

Lemma 18. *For any even $k \geq 4$ and any $m \geq 1$, there exists a set $V \subset \mathbb{S}^2$ such that $|V| = 2(2^m - 1)k$ and $N(V) = \frac{17}{4} |V| - \frac{3}{2}k$.*

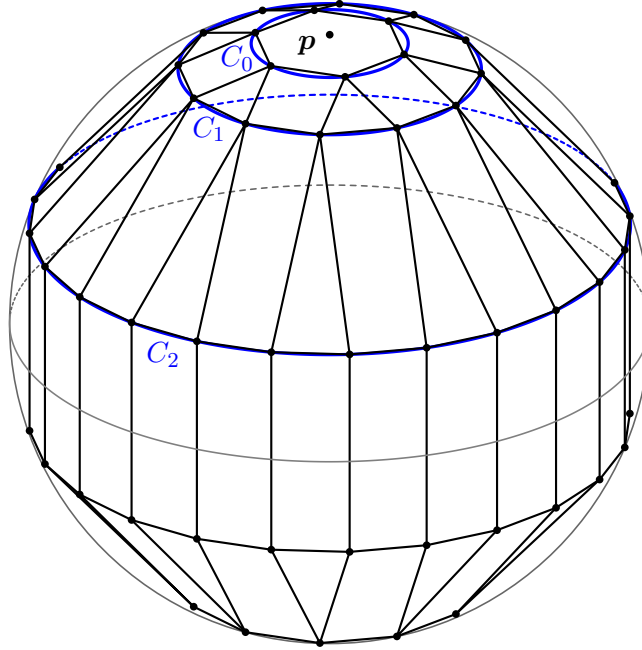


Figure 10: Construction in Lemma 18 ($k = 6$, $m = 3$)

Proof. Let \mathbf{p} denote the north pole on \mathbb{S}^2 , and let C_0, C_1, \dots, C_{m-1} be circles in the northern hemisphere of \mathbb{S}^2 equidistant from \mathbf{p} (that is, lines of latitude), with their radii chosen in such a way that we can inscribe a regular $2^i k$ -gon in C_i such that all m polygons have the same spherical side length. Since it is possible to do this in the plane, it is also possible on \mathbb{S}^2 in a sufficiently small neighbourhood of p (Fig. 10). Choose the regular polygons in such a way that an edge can be chosen from each polygon so that all the chosen edges (when considered as chords of the sphere) are parallel. Let V be the set of all the vertices of these m polygons together with their antipodal points. Then

$$|V| = 2(k + 2k + 2^2 k + \dots + 2^{m-1} k) = 2(2^m - 1)k.$$

We next count the number of double-normal pairs by first counting the number of faces of the Delaunay tiling. We only present the case $k > 4$. (The case $k = 4$ is exactly the same, but with slightly different notation.)

The faces of the Delaunay tiling of V are, apart from two spherical k -gons, spherical triangles and equiangular spherical quadrilaterals. In the region bounded by C_i and C_{i+1} there are $2^i k$ spherical triangles and $2^i k$ spherical quadrilaterals ($i = 0, \dots, m-2$). In the region between C_{m-1} and $-C_{m-1}$ there are $2^{m-1} k$ spherical quadrilaterals (and no spherical triangles). Finally, there are 2 spherical k -gons. In the notation of the proof of Theorem 11, the

number of triangles is

$$f_3 = 2(k + 2k + \cdots + 2^{m-2}k) = 2(2^{m-1} - 1)k,$$

the number of spherical quadrilaterals is

$$f_4 = 2(k + 2k + \cdots + 2^{m-2}k) + 2^{m-1}k = (2^m + 2^{m-1} - 2)k,$$

and the number of k -gons is $f_k = 2$. Let e denote the number of edges of the Delaunay triangulation. By Euler's formula, $|V| - e + f_3 + f_4 + f_k = 2$. It follows that $e = k(2^{m+2} + 2^{m-1} - 6)$.

Finally, we calculate the number of double-normals. The edges \mathbf{xy} and $\mathbf{x'y'}$ of the weak Gabriel graph $G = (V, E)$ correspond to the non-antipodal double-normal pairs $\mathbf{xy'}$ and $\mathbf{x'y}$. There are $\frac{1}{2}|V|$ double-normal antipodal pairs of points. Therefore,

$$\begin{aligned} N(V) &= |E| + \frac{1}{2}|V| = e + 2f_4 + \frac{k}{2}f_k + \frac{1}{2}|V| \\ &= (2^{m+3} + 2^{m-1} - 10)k = \frac{17}{4}|V| - \frac{3}{2}k. \quad \square \end{aligned}$$

The first part of Theorem 4 follows from Lemma 18 if we set $k = 4$. For general values of n , we let k and 2^m be of the order of \sqrt{n} , use the construction of V from Lemma 18, making sure that $|V| \leq n$ with $n - |V| = O(\sqrt{n})$, and then add the lacking points inside some triangle of the Delaunay tiling.

More precisely, let $n \geq 16$, $m = \lfloor \frac{1}{2} \log_2 n - 1 \rfloor$, and $k = 2 \lfloor n / (4(2^m - 1)) \rfloor$, and apply Lemma 18. The resulting set $V \subset \mathbb{S}^2$ satisfies

$$n - (2^{m+2} - 4) < |V| = 2(2^m - 1)k \leq n,$$

hence, $n - |V| < 2^{m+2} \leq 2\sqrt{n}$ and $N(V) = \frac{17}{4}|V| - 3k/2 = \frac{17}{4}n - O(\sqrt{n})$. If we add $n - |V|$ points in the interior of some spherical triangle $\triangle abc$ of the Delaunay tiling of V , we destroy the 6 double-normal pairs $\mathbf{ab'}$, $\mathbf{a'b}$, $\mathbf{bc'}$, $\mathbf{b'c}$, $\mathbf{ac'}$, $\mathbf{a'c}$, while perhaps adding some more double-normal pairs. We end up with a set of n points with $\frac{17}{4}n - O(\sqrt{n})$ double-normal pairs, which shows the second part of Theorem 4.

Acknowledgement

We thank Endre Makai for a careful reading of the manuscript and for many enlightening comments.

References

- [1] P. Brass, *Erdős distance problems in normed spaces*, Comput. Geom. **6** (1996), 195–214.

- [2] P. Erdős, *On sets of distances of n points*, Amer. Math. Monthly **53** (1946), 248–250.
- [3] K. R. Gabriel and R. R. Sokal, *A new statistical approach to geographic variation analysis*, Systematic Zoology **18** (1969), 259–278.
- [4] J. E. Goodman and J. O’Rourke (eds.), *Handbook of discrete and computational geometry*, CRC Press, 2004.
- [5] B. Grünbaum, *Strictly antipodal sets*, Israel J. Math. **1** (1963), 5–10.
- [6] B. Grünbaum, *A proof of Vázsonyi’s conjecture*, Bull. Research Council Israel, Section A **6** (1956), 77–78.
- [7] A. Heppes, *Beweis einer Vermutung von A. Vázsonyi*, Acta Math. Acad. Sci. Hungar. **7** (1956), 463–466.
- [8] E. Makai, Jr. and H. Martini, *On the number of antipodal or strictly antipodal pairs of points in finite subsets of \mathbb{R}^d* , Applied geometry and discrete mathematics, 457–470, DIMACS Ser. Discrete Math. Theoret. Comput. Sci., 4, Amer. Math. Soc., Providence, RI, 1991.
- [9] E. Makai, Jr. and H. Martini, *On the number of antipodal or strictly antipodal pairs of points in finite subsets of \mathbb{R}^d . II*, Period. Math. Hungar. **27** (1993), 185–198.
- [10] E. Makai, Jr., H. Martini, H. Nguên, V. Soltan, and I. Talata, *On the number of antipodal or strictly antipodal pairs of points in finite subsets of \mathbb{R}^d . III*, manuscript.
- [11] H. Martini and V. Soltan, *Antipodality properties of finite sets in Euclidean space*, Discrete Math. **290** (2005), 221–228.
- [12] D. W. Matula and R. R. Sokal, *Properties of Gabriel graphs relevant to geographic variation research and the clustering of points in the plane*, Geographical Analysis **12** (1980), 205–222.
- [13] M. H. Nguyen and V. Soltan, *Lower bounds for the numbers of antipodal pairs and strictly antipodal pairs of vertices in a convex polytope*, Discrete Comput. Geom. **11** (1994), 149–162.
- [14] J. Pach, *The beginnings of geometric graph theory*, in: Erdős Centennial (L. Lovász et al., eds.), Bolyai Society Mathematical Studies 25, Springer-Verlag, Berlin, 2013. pp. 465–484.
- [15] J. Pach and K. J. Swanepoel, *Double-normal pairs in space*, arXiv:1404.0419.

- [16] S. Straszewicz, *Sur un problème géométrique de P. Erdős*, Bull. Acad. Polon. Sci. Cl. III. **5** (1957), 39–40, IV–V.
- [17] K. J. Swanepoel, *Unit distances and diameters in Euclidean spaces*, Discrete Comput. Geom. **41** (2009), 1–27.